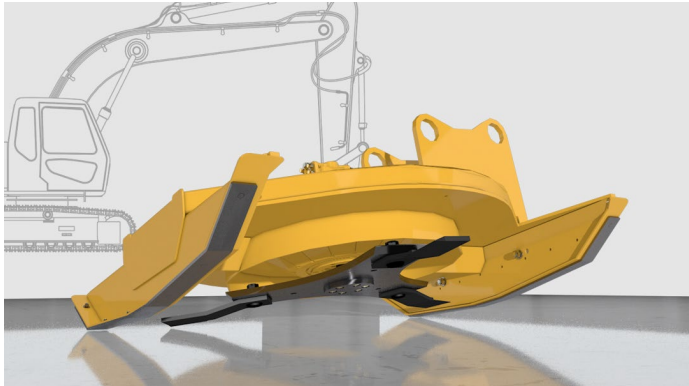




EXCAVATOR

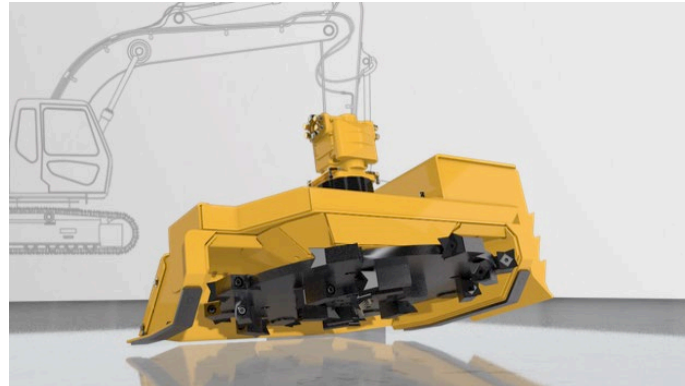
DEALER SUCCESS TRAINING

BRUSH CUTTER



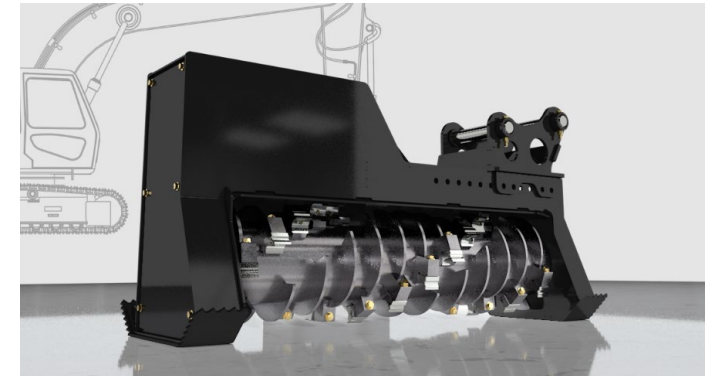
- Best introductory attachment
- “Swiss Army Knife”

DISC MULCHER



- Most productive land clearing attachment
- Best fit for wide open spaces

DRUM MULCHER



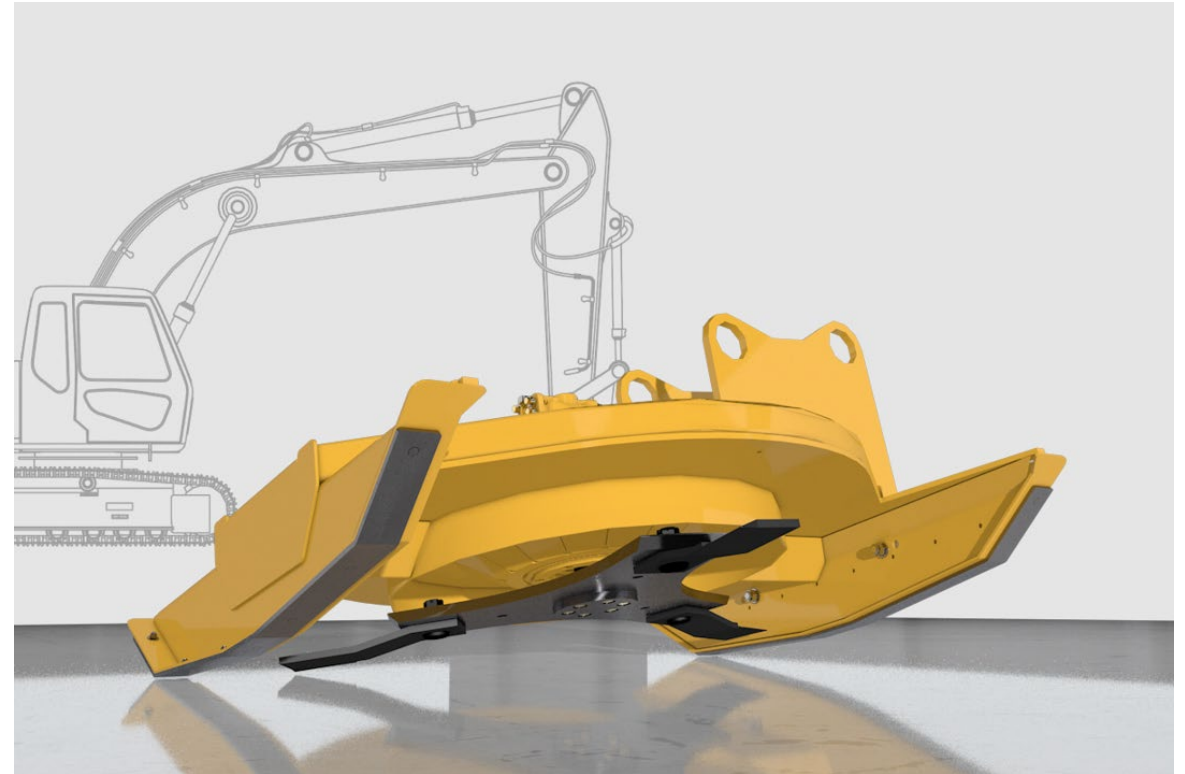
- Most flexible attachment
- Control the finish

BRUSH CUTTERS


Brush Cutter Introduction




- Almost any customer has a use for this attachment
- “Swiss Army Knife” – while it isn’t the perfect tool, it gets almost every job done.
- Simple, durable, productive and low operating cost
- Very productive in the heaviest grasses.
- Effectively breaks down brush.
- Capable of cutting trees up to 10” (model dependent)



Brush Cutter Excavator



- 40" Cut Width
- Ideal for 4.5 – 10 MT machines
- Closed sides and spring trap door
- Higher features and higher priced than competitors
- \$10,706 MSRP



- 50" – 72" Cut Width
- Ideal for 8 – 25 MT machines
- Open on both sides for maximum production
- Unique in the market
- \$17,905 - \$21,502 MSRP

Brush Cutter Diamond Difference



- **TRI-HEX DISC**

- 5-Year Warranty (Pro X Models)
- Castle-nut blade retention prevents un-threading

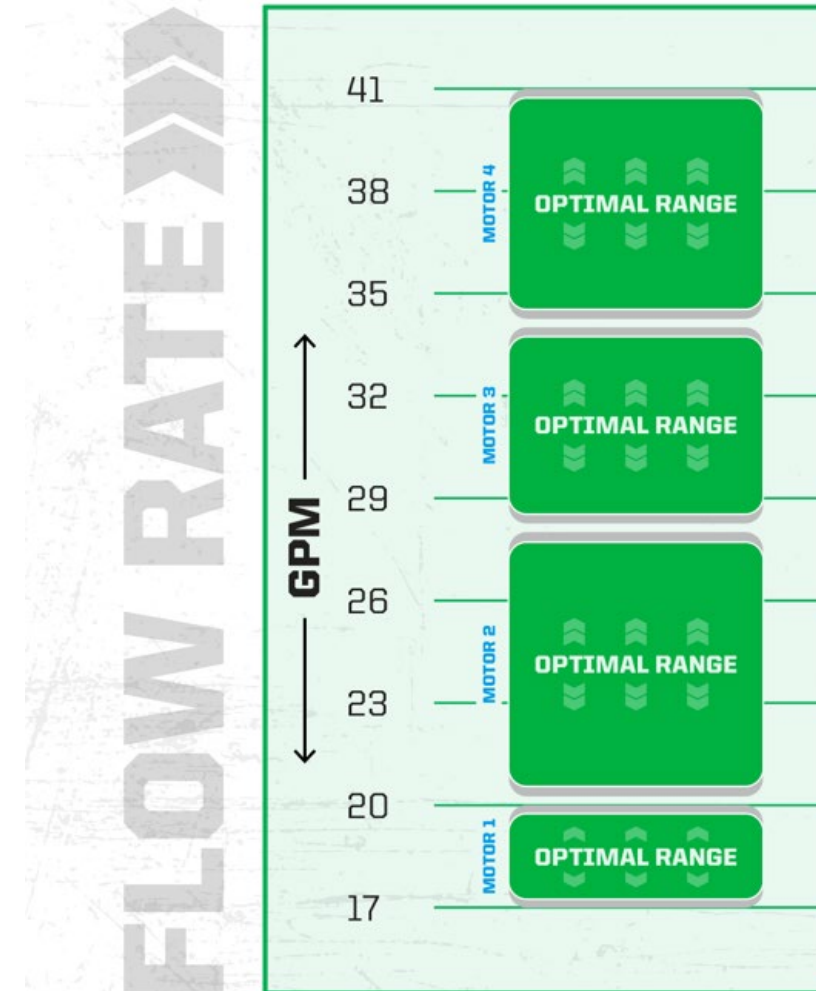


Brush Cutter Diamond Difference



- **MOTOR**

- Multiple options means the speed is optimized for your machine



Brush Cutter Diamond Difference




Brush Cutter Blades

COMPETITOR

- Disc takes all the abuse
- Difficult and expensive to replace

DIAMOND

- Blades take all the abuse
- Easy and Inexpensive to replace



DISC MULCHERS

Disc Mulcher Introduction



- Fastest land clearing attachment available.
- Rural use only, can throw significant material.
- Specialist tool for brush and tree management
 - Mulch brush and small trees
 - “Hot Saw” or cut larger trees
 - Cuts stumps flush with the ground
- Variable mulch size. First pass is large and coarse, but can be reduced by re-processing.




Skid-Steer Disc Mulcher Diamond Difference



- **48" SPINDLE**

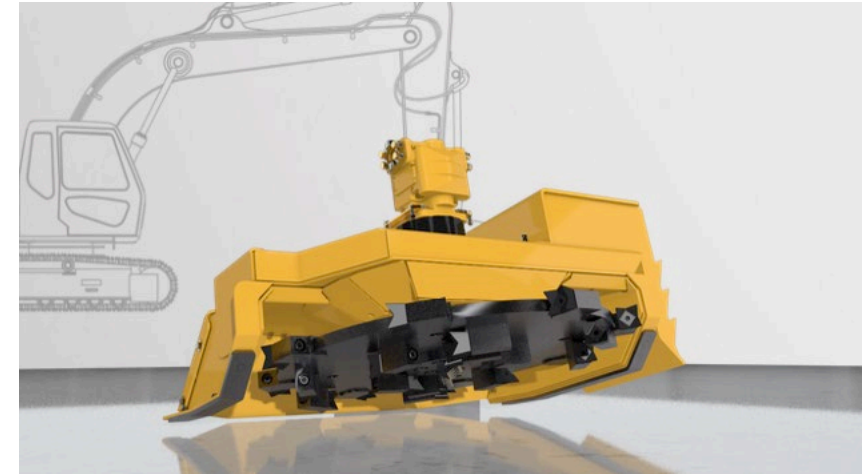
- Recently upgraded to a larger, more robust solution.
- Simple, strong, straight-through design
- Oil-Bath Lubrication
- No Daily Maintenance



Excavator Disc Mulcher Diamond Difference




- **FAR FEWER COMPETITORS IN THIS SPACE**
- **THUMB TOOL**
 - Standard on 36" model / Optional on 48" model
 - Generally used as a rake to manipulate downed material
- **SPINDLE**
 - Simple, strong, straight-through design
 - Greased bearings
- **36"**
 - Replaceable shield on the back side of the attachment.
 - Used because this head is generally on smaller excavators, where we want to limit debris.
- **48"**
 - Open design allows processing on both left and right side of the



Excavator Disc Mulcher Diamond Difference



THUMB TOOL




DRUM MULCHERS

Drum Mulcher Introduction



- Most flexible mulching tool
 - Effective on small brush through large trees
 - Best choice to limit thrown debris
 - Multiple model and teeth options to match to the vegetation, terrain or customer expectations.
- Multiple finish options available, from med-course to extra fine.
- 2-Year Warranty on all Diamond Drum Mulchers



Excavator Drum Mulcher Diamond Difference



- **INDUSTRY LEADING CUT WIDTH VS. WEIGHT**
 - More production on smaller excavators
- **OVERSIZED BEARINGS**
 - Longest life and most uptime
- **63CC TWO-SPEED MOTOR (12 – 40 GPM)**
 - Highest torque in industry for fast spool up
 - Dealer Tuned
- **SERRATED SKID SHOES**
 - Move and align material for effective processing
- **DEPTH CONTROL DRUM LAYOUT**
 - Make the most of limited hydraulic HP



Mulching Teeth



FOUR-POINT HARDENED STEEL TEETH

BEST APPLICATION

The **FOUR-POINT** is ideal for:

**LIMITED
GROUND CONTACT**




**FINER
MULCH**



**HIGH-PRODUCTIVE
ENVIRONMENTS**



**SOFTER
SOILS**



Mulching Teeth



TWIN CHISEL™

PLANER TEETH

BEST APPLICATION

The **TWIN CHISEL™** is ideal for:

**INTERMITTENT
GROUND CONTACT**




**QUICK & EASY
MAINTENANCE**



**HIGH-PRODUCTIVE
ENVIRONMENTS**



**SOFTER
SOILS**



Mulching Teeth



TWIN MAUL™ CARBIDE TEETH

BEST APPLICATION

The TWIN MAUL™ is ideal for:

**ROCKY
TERRAIN**



**RENTAL
FLEETS**



**FIRE-DANGER
AREAS**



**LESS
MAINTENANCE**



Skid-Steer Drum Mulcher Diamond Difference



- **MIX AND MATCH TEETH**

- Optimize tooth layout for the application
- No balance issues

- **PUSH BAR**

- Bulletproof design
- Outstanding material control


- **CONTROLLED DISCHARGE**

- Less thrown debris without the hassle of a trap door

- **VISIBILITY**



Want to mix it up? Our teeth are interchangeable, allowing you to mix and match teeth while maintaining drum balance.



Machine Enhancements



- Universal Excavator Guard
 - ½" Polyurethane operator protection
 - Hinged for easy cleaning
 - \$2,150 MSRP



Recap



- While we build some of the best attachments in the industry, our partnership approach to business is the true differentiator.
- Brush Cutters are the “Swiss Army Knife” of the attachment world
- Disc Mulchers are the highest productivity attachment for land management, but must be used in the right application.
- Drum Mulchers are the most flexible product on the market, able to be used in almost all situations
 - Backed by 2-year warranty

THANK YOU!

